



SUMMER 2007

VOLUME 2007 ISSUE 3

INSIDE THIS ISSUE:



Life After Harry	2
Director's Message	3
Ted Mills, Tenarky Treasure	3
The Gambler	4
News	6
Irritation to Irrigation	8
Convention Schedule and Registration	10

## Big Changes in the ARS

There's a lot going on at ARS headquarters in Shreveport. A new Executive Director has been hired. Jeffrey Ware comes to us by way of Triangle Impact Inc., in Research Triangle Park, NC. He has a wide variety of experiences and brings a number of strengths to the position including marketing, motivation, promotions, team building, and fund raising. He has extensive experience working with not-for-profit organizations and with volunteers. Mr. Ware

hails from Arkansas, so we can claim him as an honorary Tenarkian.

You may have also noticed your August magazine in the mail. Make that your August/September magazine. The good news is that we got it early in the month. The issue is double size but half as frequent, allowing for more in-depth content while reducing printing and mailing costs. A proposal was entertained to discontinue the Annual, but instead we will get five

magazines each year with an annual in place of a November/December magazine.

Annual dues have also increased to \$49 per year for a single membership. There had not been a dues increase in six years.

There is also a plan to convert the specialty bulletins (such as the *Rose Exhibitors' Forum*) to electronic format in the near future. Stay tuned for details about that potential change.

### Upcoming Events

Tenarky District  
Fall Convention and  
Rose Show

September 28-30,  
2007

Chattanooga, TN  
See pages 10-11

## Come to Chattanooga!

For the first time since 2001, the area of Chattanooga, Tennessee, is proud to invite you to attend Tenarky's Fall Convention and Rose Show.

Co-chairs Jeff and Cindy Garrett have put together a wonderful set of programs as well as a challenging show schedule. The convention intends to draw from a broad spectrum of rosarians and has something that should appeal to everything.

The venue is the beautiful Colonnade Events Center, which is located across the border in Ringgold, Georgia, just across the state line from Chattanooga.

You can find out more about the venue by visiting their website at <http://www.colonnadecenter.org>.

For general convention questions, visit the Tenarky website or email the Garretts at [Rirjeff@aol.com](mailto:Rirjeff@aol.com). The show schedule will be available

on the district website.

A well-balanced set of programs is planned on photographing roses, chemicals, and fertilizers. In addition to the rose show on Saturday, there will be a welcome reception on Friday, a banquet on Saturday evening, and a garden tour on Sunday.

The registration fee is very reasonable at \$35 per person or \$50 per couple. See pages 10-11 inside, and register by September 15.

## Life After Harry

He's the most beloved literary orphan of our generation. His story has sold over 335 million copies around the world and earned his creator over a billion dollars. In just 24 hours, the seventh (and supposedly final) installment of his tale sold 8.3 million copies in the U.S. alone. And now his story is all told. I am referring of course to Harry Potter, the boy wizard, Hogwarts student, and fighter of the evil Lord Voldemort.

The scene at midnight at thousands of bookstores on July 21 was one of pandemonium. All across the country, fans lined up hours before the stroke of midnight and counted down the final seconds to Book 7's release like they would greet the New Year in Times Square. At 12:01, books were purchased, and millions of children (and not a few parents) stayed up all night to learn the fates of Harry and his friends (don't worry if you haven't finished reading the book yet; there are no spoilers in this article).

His creator has told Harry's story, but the fans are clamoring for more. Many readers are feeling let-down, even despondent that it is all over. Some psychologists believe this is a bona fide mental illness and have begun referring to it as "Post-Potter Depression."

What will fill the void for these rabid readers who have followed this young boy's life in literature since 1998? Some are suggesting fine fantasy literature like Tolkien's *The Lord of the Rings* or Lewis's *Chronicles of Narnia*. But for the leaders of the American Rose Society, there is an even better alternative to put before these Harry Potter fans.

Here is an ideal situation for the ARS to exploit, a once-in-a-lifetime cultural phenomenon that will simultaneously fill the void in the lives of young Harry Potter fans and multiply the paid memberships of the American Rose Society. If we could gain just one percent of the Harry Potter fan base, we could grow the society's rolls ten to fifty times our current membership levels! The annual dues of the ARS are not that far off from the \$35 list price of the seventh book, and most of these fans are quite young, able to be ac-

tive dues-paying members for 50 or more years. So what can we in the ARS do to capture the hearts and minds of these Harry Potter fans?

This opportunity has not been lost on our leadership. Sources tell us that discussions are in the works with a well-known author to take advantage of Potter-mania. While it would not be legal or prudent to

garden center watering, planting, and cultivating ornamentals. But Hairy is then tasked with potting up 3000 bushes of 'Knock Out' roses. Hairy is caught between the Scylla and Charybdis of performing this impossible task or being returned to his unloving guardians. After he pots up all the roses in record time, seemingly by magic, he captures the hearts of gardeners all over the world and becomes their hero. In fact, he becomes the most famous rose planter of all time.

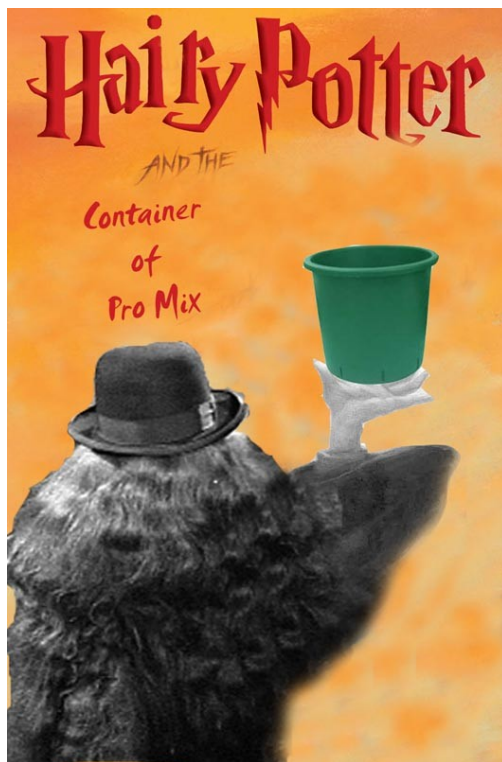
The story may not appeal to a lot of the Potter fans, but only a small number need to become interested to make a huge difference in our ARS rolls. Plans are underway for a series of twelve books, and these will tentatively be followed by movies. Once people are exposed to Hairy Potter, the merchandising opportunities will be enormous. Hairy Potter wigs, Halloween costumes, logo rose containers, and other memorabilia will be standard fare at neighborhood bookstores and online vendors.

Big names are reportedly lining up to audition for the part of Hairy and his other friends. The agents for many respected veterans and with fresh-faced celebrities have been spotted in Shreveport in recent weeks fueling rumors about the upcoming phenomenon.

So what can you do? Talk to your children and grandchildren about this new American hero, Hairy Potter, and get them interested in the upcoming books and movies. Have them tell their school friends, and a new wave of Potter mania may just start to sweep the nation.

For our rose shows, the Horticulture Exhibitors' Committee is contemplating a national challenge class for plants grown in containers to be known as the "Hairy Potter Challenge" calling for three blooms or stems of a 'Knock Out' rose that has been grown in a container...preferably of Pro Mix.

And one day will there even be a 'Hairy Potter' rose? Hybridizers may even now be at work creating the variety that may truly be the magic our society needs now.



The debut "Hairy Potter" book is tentatively entitled *Hairy Potter and the Container of Pro Mix*.

write further adventures of J. K. Rowling's Harry Potter, there may be an opportunity to use a similarly named hero. A very similarly named hero. The new protagonist is reportedly named "Hairy Potter." He looks very similar to Cousin Itt from the 60's television show "The Addams Family." He is covered from head to toe in thick hair and shuffles around speaking gibberish.

Unidentified sources tell us that the first story focuses on Hairy Potter who has run away from his cruel guardians and is seeking to make it in the world on his own. He is taken in by a sympathetic nursery owner and is set to work in the

By Dr. Kent Campbell, District Director    [Clairelc@aol.com](mailto:Clairelc@aol.com)

## Director's Column: A Rose Story

Today, August 1, like so many days that have gone before it, is one of over 90 degree heat and so dry that the whole world seems brown. There are no birds in sight, being content to sit in shady treetops during the heat of the day. In the slightly cooler evening, a breeze may coax them out to search for food and water. The six horses in the pasture stand together in a tight knot under a shade tree, making community use of their six tails continuously in motion keeping the flies away. The Cubs have lost two games in a row and aren't on TV today.

With my thoughts as morose, as dour, as what I have written above, I walk outside

By Jeff Garrett    [rjrjeff@aol.com](mailto:rjrjeff@aol.com)

## Ted Mills, a Tenarky Treasure

About 30 years ago something happened that would change the lifestyle of Ted Mills. Approaching retirement from a national bank, he was searching for something that would shape his retirement in a meaningful way. For years prior to that, representatives of the local rose society called on him to gain sponsorship of their rose shows by his employer, American National Bank. It was easy to make that decision for the bank, but it never dawned that Ted would become so deeply involved in the hobby himself. For a few years his lone contribution was to deliver the check to effect sponsorship. Again and again the late Jerry Perry pleaded with Ted to become more involved. Jerry assured him that he would enjoy the growing and showing of these flowers.


About that time the late Lester Smith, one of the founding fathers of the Tri-State Rose Society of Chattanooga, entered the picture. He visited Ted and urged that he become a member of the local rose society. Not long after that, Lester became ill and was hospitalized. Upon visiting him in the hospital Ted noticed the most beautiful arrangement of roses he had ever seen. Lester advised that he had grown them and promised to teach Ted the art.

Visiting Lester's garden during a Tri-

past one of my rose beds – nothing particular on my mind – just to move around as the world seems to be standing still.

Suddenly I see it! Snuggled behind some leaves from a neighboring stem, as if peeking up at me, is one of the most perfect, most drop-dead beautiful 'Gemini' blossoms I have ever seen. As I stand in admiration, I know that I must share it. That would mean cutting it, but that has to be! Beauty only exists when it is seen and when it is shared. Now the world is turning on its axis again. The sky is so blue I stare at it. All the color in my gardens which seemed so drab only moments ago now seems neon bright. I'm thinking about a few things I need to do

State Rose Society of Chattanooga meeting hooked Ted for good. With a 9-bush garden, Ted started his own rose-growing career. Soon the garden sported 400 bushes, and his appetite to learn



more about these flowers grew with gusto. Lester became as a father, guiding Ted in rose culture with expert instruction.

From that early start, Ted's rose growing led him to seek all the information that he could possibly assemble. Exhibiting and teaching others became his lot. Leadership in the local rose society led him to become involved in the Tenarky District matters where he became its Director. He became a Horticulture Judge and a Master Rosarian. His awards included Consulting Rosarian of the Year for the Tenarky District, ARS Bronze Medal and Silver Honor Medal. Election to American Rose Society's Executive Committee was his crowning achievement in the

with my roses to assure their top beauty this fall. I'm excited, and I'm here to tell you, dear readers, as a living example, a rose has the power to uplift the human spirit!

Now, if one rose in a garden or in a vase can do that, think what a bouquet of them presented to a friend can do! Think what a room full displayed at a show can do for onlookers. Think what a well-conducted garden tour can do for your community! Roses can affect people, roses have the power to symbolize human feeling, and roses help make the mundane enjoyable.

Ω

national organization.

In his quest to grow blue-ribbon roses, Ted began to experiment with organic materials to feed his specimens. The results were amazing with superior growth in the plants as the result. With the splendid help of Clayton Beatty, an expert fertilizer manufacturer, Ted's experimentation led to the introduction of Mills Magic Rose Mix, a completely natural product that became endorsed by the American Rose Society and subsequently marketed and accepted by rosarians nationwide. Another product, Mills EasyFeed, has secured the same endorsement and acceptance as the organic mix.

The Tenarky District currently enjoys a very solid financial position, thanks in large part to the efforts of Ted. For several years, Ted has secured roses from Weeks and Jackson & Perkins for fund raising at the district level.

Today, Ted continues his great interest in roses by authoring a monthly column in the *American Rose* magazine. Several national awards have been extended by the American Rose Society for his articles on roses. His greatest satisfaction in the hobby is found in his teaching others to grow these wonderful flowers. It's a love affair that continues to grow. Ω



# The Gambler *or* Almost Everything I Need to Know About Showing Roses I Learned from Kenny Rogers

What source do most exhibitors quote as the holy grail of exhibiting knowledge? The *Rose Exhibitors' Forum*? Rose-show.com? *Showing Good Roses*? Internet forums? Without a doubt, those are all very good sources of great rose showing information, but I may have learned as much about winning at rose shows from country music as I have from any of these resources.

You undoubtedly remember *The Gambler*, the 70's song by Kenny Rogers that rose to the top of the Country and Western charts. While I've never seen his name as a winning exhibitor in the *Rose Exhibitors' Forum* or even known him to be a rose grower, Kenny's song has taught me many of the things that I need to know to be competitive at rose shows.

You'll recall the chorus (feel free to sing along):

You've got to know when to hold 'em  
Know when to fold 'em  
Know when to walk away  
And know when to run  
You never count your money. . . .

Pondering these sage lyrics and applying them to your exhibiting regimen may help you bring home some more rose show trophies this year.

## Know When to Hold 'Em

The gambler says there are three things you need to know when learning what to hold. First, you'll want to **grow aces**. Many people refer to these as bankers. Of course, your bankers may vary from mine depending on your location and, more importantly, your microclimate.

I don't know what it is about my garden, but I absolutely

cannot grow an exhibition bloom of 'Dr. John Dickman'. I can grow a huge bush, perfect foliage, plenty of blooms, but none I can show. It wins big in just about every show I attend, but I'm never on the head table with it. 'Nancy Jean' gives me the same problems. It wins all the time in our district, but I've only put it on court one time myself. These are great roses in the right hands. Unfortunately, not in my hands.

I do, though, have success with other varieties like 'Fairhope', 'Marie Jeannette', 'Conundrum', and 'Memphis King'. Since I do well with these roses, I grow several bushes so I can have blooms of them at most of the shows where I compete. I keep growing



**The Gambler considers 'Marie Jeannette' an Ace. Others may call it a banker. Regardless, it's one this Gambler knows to hold.**

'Nancy Jean' and 'Dr. John Dickman' in the hopes of winning, but I focus on my aces.

Next, the gambler recommends you **grow three of a kind**. My personal philosophy of growing roses is "Any variety worth growing is worth growing three plants of." With multiple plants, I increase my ability to show a given variety at more than one show. I can also experiment with microclimates—grow one plant with afternoon shade, one with full sun, and another in a container. If I only

grow one plant of a variety, I may not get all I can out of the variety.

The next piece of advice has bankrupted many a poker player but I think is solid advice for the miniature rose grower, and that is to **draw for the inside straight**, or take a gamble on growing new varieties. Every year, we see dozens of new miniature and miniflora varieties introduced. Several of those will hit the head table in their first or second year. Yes, the bankers will win a lot of the awards, but many newcomers will win their share and eventually become bankers themselves. By keeping some aces up your sleeve, growing three of a kind, and drawing for the inside straight, you'll have new and established roses at the show and be ideally positioned to enter competitive roses in several shows.

## Know When to Fold 'Em

Just as important as knowing what to grow is knowing what to discard. If you've been cutting blooms all week for a Saturday show, the night before the show, you should **discard the deuces, unless wild**. By this I mean that every bloom should be high quality and have a purpose for making the journey from your refrigerator to the show.

Of course, many blooms you'll want to enter for Queen, while others will go in for multi-stem challenge classes. You may want to save some blooms for a floating bowl or English box, a spray or even an open bloom. You may even want multiple exhibition stage blooms of a single variety for three of a kind challenge classes, or just to have a backup to enter for Queen in case one opens too quickly or is damaged in transit...or dropped by a careless placement committee worker.

If the bloom doesn't have a place to go, then why go to the effort of packaging, transporting, and unpacking it just to set

*(Continued on page 5)*

it aside on show day? If it's not going to make it in the show, don't take it. The most common mistake I have heard people cite in their rose exhibiting experience is trying to enter too many blooms. So cull your deuces at home and don't waste time on them on show day.

Your entry strategy may vary depending on whether you are competing in a local or a district or national show. My best blooms would go in for Queen at the local show, but I may hold them back for a district challenge trophy in hopes of winning the Moore or other named trophy. Consider what you are most interested in competing for and enter your best blooms in that category.

Also in knowing when to fold them, you must **learn to read a bluff**. By this, I am referring to stem length, which can vary widely by regions of the country. I recommend to "do as the Romans" where it involves stem length and examine the stem lengths of better exhibitors in the show. Keep yours on par with theirs, not so long that your roses are a head above theirs but also not too short that yours may be overlooked. Always cut enough stem, but be prepared to cut some off or position it deep in the vase.

### Know When to Walk Away

If you try a lot of new varieties, there comes a point when you have to make a decision. Is this bush (or variety) worth the space in my yard and the investment of my time and money to maintain it? I give a miniature or miniflora two years before I ask this question, three if I see it having a high degree of success in my district or nationally. Hybrid teas generally get three years to prove themselves.

If a bloom has not shown well for you, ask yourself why. Can anyone in my area show this bloom well? If so, maybe I need to try a different bush (perhaps a cutting from a friend or a different supplier). Also, consider the microclimate in your yard. Does the variety need afternoon shade? Or does it need more sunlight to bring out a richly colored edge? Does it need more room, or would it like a container better? Or do I need to adjust my horticulture practices? Some varieties react poorly to overfeeding while others just keep cranking out

Queens. Maybe I need to adjust how I feed, water, or spray. Ask yourself these questions, but also ask a successful exhibitor or even the hybridizer what you can do to grow and show this rose at its best. Then determine if it's time to keep investing in this bush or if it's time to **walk away** from it.

Just because I don't win Queen with a rose in two years doesn't mean I automatically discard it. If that were the case, I'd have precious few roses left in my garden! But if I keep it, I will want to do something differently. I can say that I've discarded a lot of "newer" varieties over the years that just will not grow and show adequately to justify the resource they require.

### Know When to Run

The gambler says always wear comfortable shoes on show day because you have to **know when to run**. Some varieties need to be entered tight and are best held out until the last few minutes before entries close. Having your running shoes on will help you save those extra few seconds to get the entries in before time is called.

The gambler also recommends grooming your minis and then placing them back in your cooler (space permitting) until the last few minutes of entries to keep them fresh and in exhibition form as long as possible. An exception would be made for varieties that close up under refrigeration, of course. I refrigerate almost all of my minis and minifloras, even for a local show that is only minutes from my house. The most important time for me is the last 30 minutes before entries close, and that's when the best roses start coming out and making their way to the placement tables.

As a judge, I am generally requested to judge hybrid teas first, then miniatures and minifloras second and third. Since the miniatures have to usually hold longer than the hybrid teas, I like to keep them refrigerated as long as possible to give them a fighting chance to hold their form at least until the judges get their turn to evaluate them.

The other thing the gambler says is don't look a gift horse in the mouth. Judging is subjective and at times imperfect. Sometimes you win with good roses, and other times a lesser rose beats yours. Sometimes your correctly named rose is

disqualified as misnamed, and other times your rose is beaten by one that is clearly misnamed. Either way, you win some and you lose some.

### You Never Count Your Money

The most important thing the gambler taught me is **never count your money while you're sitting at the table**. Be confident in your roses but not arrogant. The best roses don't always win, for a variety of reasons. Sometimes judges don't like certain varieties or aren't familiar with them. For example, I have in multiple shows seen the spotted 'Memphis Music' with impeccable form get passed over with a red ribbon because it was too dark for the judges to see the center or they just didn't like the spots. Is this right? Of course not, but judging is final, and there's really nothing you can do about it.

You also want to make sure you **don't get disqualified**. Keep an up to date list of registrations and be able to prove that a rose you have entered is registered. Read the schedule rules and follow them. What wedges are allowed? Do I have to fill out both halves of the tag? Do I have to have an exhibitor's number? And, most importantly, don't confuse the placement of miniatures and minifloras. Many (perhaps most) shows are offering separate classes for these roses, and it is very easy to misplace these roses, particularly large miniatures or small minifloras. Check the handbook or carry a printout of the latest minifloras from the "Recent Registrations" webpage that can be linked from the American Rose Society website.

Finally, the gambler says **keep it in perspective**. It should be fun to compete in a rose show. It takes a lot of effort and expense for a host society to put on an exhibition. Without the host society, we have no place to show our roses, so we should always be courteous and grateful to our hosts. We work hard as exhibitors but need to remember that this is a hobby, and that we're showing roses with our friends.

In the end, the gambler tells us that "Every hand's a winner, and every hand's a loser." And if you follow his advice, you might earn a trip to the head table.  $\Omega$

# Roses in Review

It's that time of year when we assess and report on our new roses so that they can be evaluated for the upcoming *Handbook for Selecting Roses*. Please take time to review any new roses that you grow. You can report on them electronically at the website

<http://64.78.40.53/rir/rirsplash.htm>

Register on the "New User" screen, and you are ready to review roses. Instructions on scoring and evaluating are presented on the "Instructions" page. You can view stats on the number of roses reviewed by various districts, and how many participants each district has. Your input is needed, even if you only grow one or two of the listed roses, so that the best assessment of new roses can be made for our fellow rosarians. Jeff Garrett compiles these results for the district and distributes them in the winter. Please take a few minutes to evaluate these cultivars by September 26.

By Claire Campbell    [ClaireLC@aol.com](mailto:ClaireLC@aol.com)

## Tenarky Garden Tour

Wouldn't it be great if we could arrange a garden tour of all the wonderful rose gardens of our members throughout the Tenarky District? Since that is not possible, we thought that a PowerPoint program covering this subject would be an acceptable substitute, and especially welcome during the cold days of winter.

With your cooperation, we will prepare such a program to be presented at the 2008 Tenarky Winter Workshop. We need your garden pictures – not pictures of individual roses or bushes – but pictures of your garden. What do people see when they first view your garden or a section of your garden? Of course, you may have several sections as do Jimmy and Evelyn Moser (see below) or Jeff and Cindy Garrett. So, send up to three pictures, please.

They do not have to be this year's pictures. In fact, after the Freeze of 2007, we don't want to rely on this year's roses. So, go through your pictures and pick out your favorites, and send them to me. If you send photos, they will be scanned and returned. Or send them by email, or send a disc. If sending digital pictures, please send full resolution files, not cropped photos.

Include your name and address and a description of what we are seeing. This will be the "script" that will go along with the pictures.

This will be your program and can not be produced without your help! I would like to have the pictures by October 1<sup>st</sup>. Thank you so much!

Claire Campbell  
4358 Smallhouse Road  
Bowling Green, KY 42104  
270-842-8819  
[ClaireLC@aol.com](mailto:ClaireLC@aol.com)



## KATnips subscription

Did you know that over 95% of our readers get KATnips electronically? That's a huge change from the way the newsletter was distributed just four years ago. Some members, though, prefer to receive a hard copy in the mail. For you, we offer subscriptions to cover the cost of printing and postage. KATnips is published four times per year. Two of these issues (the Winter Workshop Issue and Fall Convention Preview Issue) will be available to subscribers for \$10 for two years. The other two issues are only available electronically.

If you wish to subscribe, please fill out the form below and mail to Claire Campbell at the address shown on page 6. Please **DO NOT SEND MONEY TO THE EDITOR**. If you have any questions about the status of your subscription, call, email, or write Claire.

### KATnips, the Tenarky District Bulletin Subscription Form

2 Issues per year, for 2 years, for \$10.

Name \_\_\_\_\_

Address \_\_\_\_\_

City \_\_\_\_\_

ST \_\_\_\_\_ ZIP + 4 \_\_\_\_\_

Email \_\_\_\_\_

Local Society \_\_\_\_\_

Phone \_\_\_\_\_

## End of an Era

It is with great sadness that we report the end of one of Tenarky's local societies.

The Knoxville Rose Society has voted to disband after 81 years of existence. The

funds remaining in their treasury have been distributed, and the American Rose Society Endowment Trust received \$344. The name of the society will be inscribed on the list of donors to the Fund, honor-

ing the society and one of their members, Mrs. A. R. McMurry, who lived to be 105 years old. Thankfully, there are two other active societies in the Knoxville area.



# From Irritation to Irrigation

Have you noticed how hot it is outside? The weather forecasters tell us this could be the hottest summer since we started keeping records in the late 1800s! In fact, parts of Georgia and Alabama are so dry that they had to develop a new term beyond “Extreme” to describe the drought conditions they are experiencing!

With much of the country in a drought now, water is on everyone’s mind. Why is it that we can’t have a drought when it’s cloudy and 70 degrees outside instead of when it’s 90 degrees day after day with full sun and extreme humidity?

Everything I’ve ever read about roses tells me that they want lots of water. A rule of thumb I’ve read in several places is that they need an inch a week when it’s 70, two inches a week when it’s 80, and three inches a week when it’s 90. This year, that’s a lot of water.

I’ve tried soaker hoses before, but they are really annoying. They don’t give you a very wide coverage of water. In fact, some of our plants actually drowned in the last drought, because the roots were soaked in the same places over and over by the soaker hoses. Plus the things rot in short order, and I inevitably spear them repeatedly when I aerate my beds with a pitch fork. So I went back to dragging hoses all over my yard.

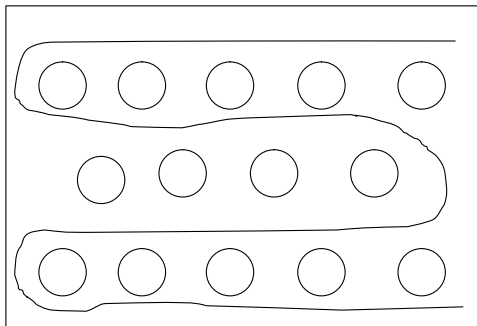
Now watering by hand is a great way to get to know your roses and your garden...when it’s a comfortable 75 degrees outside. Dragging hoses around three times a week when it’s over 90 in both heat and relative humidity is borderline insane. There’s nothing like dragging a hose all over my yard on a hot sunny day to suck all the joy out of my rose garden. I can’t do anything constructive like weed, feed, or spray, because I’m spending so much time watering!

Looking back through my journals, I noticed that this is the fourth time my garden has been in severe drought since 1999—that’s averaging almost every other year! To save time and wear and tear, I had to do something.

So I installed a rudimentary watering system with parts

available at any home improvement store. There are a lot of ways to accomplish this, but I’ll show you one way to do this. With about 50 bucks and an hour of your time, you can cut hours watering your plants by hand into just the seconds it takes to turn the faucet on and off. You can then use that time tending your roses (or yourself).

First step, let’s measure the bed you’re going to irrigate and rough out how much hose we’re going to need. You don’t have to exactly measure this—the tubing comes in fifty foot or hundred foot lengths. You can approximate how much tubing you’ll need by dragging your garden hose around the bed and snaking it around the roses like you would an irrigation line. Or you can calculate it based on the geometry of the bed.



**Measure how much tubing is required for this 10 foot by 15 foot bed with 14 roses in it. The approximate amount of tubing will be 4 x 15 feet for the four lengths plus 3 x 3 for the ends, requiring approximately 70 feet. Buy the 100 foot bundle and you’re covered for the bed shown above.**

Knowing how much tubing we need, let’s make a list of the other items we’ll



**Irrigation system inventory. Clockwise from top center: Hose fitting, end fitting, emitters, stake, backflow preventer, and hole puncher (orange, in center).**

need. See preceding illustration.

With this bed, we’ll need one hose end fitting, where we’ll hook our hose in from our faucet to the irrigation system. We’ll also need one end fitting, a backflow preventer, several stakes (you always need more than you think), and several emitters.

A word about the emitters: they come in three varieties. The green ones spray in a full circle pattern, while the orange ones spray in a half circle pattern (suitable for edges), and the blue ones emit water in a quarter circle pattern, suitable for corners. They come packaged ten or twelve to a bag. For the illustrated bed, one bag of orange emitters and one green will work fine.

Now, we make a run to the home improvement store and buy the items on our list:

Item	Cost
100’ 1/2” Poly tubing	\$11.53
Backflow valve	\$3.87
Hose connector	\$2.13
Hole puncher	\$2.53
Stakes (3/\$2.27) Qty 12	\$9.08
Circle emitters (bag of 10)	\$7.83
Semicircle emitters (bag of 12)	\$4.97
End fitting	\$1.77
50 psi regulator (only if you have very high water pressure)	\$7.97

So, for about \$50 (or a little less if you’re pressure isn’t above 50 psi), you can buy the materials you need for irrigating this bed.

After we buy our materials, we take them to the bed and get ready to install it. This really is easy and should take you less than an hour for a bed this size.

At one end of the bed (choose the higher elevation for the hose end), put the end of the tubing and attach the hose fitting. You just place the end of the fitting into the hose then twist it into place. You can then connect the hose by either screwing it into the fitting, or by using a quick

*(Continued on page 9)*





**Above.** Place the end of the hose fitting into the poly tubing and twist into place.

**Below.** Connect the hose and you have a water source.



connect for easier connecting and disconnecting.

Now, you're ready to lay the tubing out in the bed. Use whatever pattern works for your bed layout. The tubing is flexible and can be shaped to suit your needs.


The tubing can be difficult to place, since it comes in coils and naturally wants to stay that way rather than lie flat. It works best to unroll the tubing and using the natural kinkiness of the tubing around the corners. Use the stakes to hold the tubing in place. You always need more stakes than you think.

With the tubing in place, it's time to put the emitters where they need to go. Use the punch tool to poke a hole into the tubing. If you accidentally put a hole in



the wrong place or change your mind, there are plugs supplied with the puncher to stop the flow in those spots.

Place the emitters based on their spray pattern. Put the semicircular emitters on



**To place the emitter, poke the end of the emitter in the hole, then twist in place. Make sure the semicircular and quarter circle emitters face the right direction.**


the outside edges so that they spray back into the bed. The circular emitters can be placed in the interior and cover several bushes.

We're almost done now. At the end of the tubing (opposite the hose connection), we need to crimp the end so that the water doesn't come out the end. We use the end fitting, which passingly resembles a set of brass knuckles...only it's made of plastic and has places for two



fingers instead of five. Run the end of the tubing through one hole and back through the other so that the end is crimped and will stop the flow of water.

There's one final thing we need to do. Put a backflow preventer on your faucet before the hose is attached to it. With the irrigation system in place, the water wants to back up, so the backflow pre-



venter keeps the water outside on the roses.

Once it's installed, turn on the water and let the irrigation system do the work you used to do.

This irrigation system has a number of advantages over hand watering. This system covers a larger area than the hose, giving the whole bed water instead of concentrated areas. It actually uses less water than running the hose for the same amount of time, and it saves tremendous effort for the rosarian.

A few words of caution, though. With the increasing severity of drought, some municipalities have restricted or even banned non-essential outdoor watering. My county has just implemented voluntary restrictions, but these will almost certainly become mandatory soon. Make sure that outdoor watering is allowed, and that any system you install complies with the rules within your area. Also, be sure to comply with the time restrictions invoked when outdoor watering is allowed.

The good news is that while the roses do best with lots of water, they can survive with less than three inches a week. But if you have the choice to water or not, they'll give you better performance with more water. And with an irrigation system in place instead of manually watering your garden, you'll have more energy and time to enjoy the roses. Ω

## New District Trophy to be Offered

For the first time this year, the new Whit Wells Challenge will be contested at this fall's Tenarky District Convention and rose show to be held in Chattanooga.

The Whit Wells Challenge class seeks to honor a great hybridizer from our district. The class calls for four one bloom per stem minifloras to be exhibited in separate containers. Minifloras don't have to be hybridized by Whit to be entered in the class, but he certainly has several good candidates that would work well in that challenge. Ω

# TENARKY DISTRICT ROSE SHOW AND CONVENTION

hosted by the Tri-State Rose Society of Chattanooga

The Colonnade Events Center - Ringgold, GA

September 28-30, 2007

## SCHEDULE OF EVENTS

**Friday, September 28** *Holiday Inn Express - Chattanooga, TN*

6:00-7:30 p.m. Registration  
6:30-7:30 p.m. Welcome Reception with light refreshments

**Saturday, September 29** *The Colonnade Events Center - Ringgold, GA*

7:00 a.m. Prep Area Opens  
7:00-10:10 a.m. Design Entries Accepted  
8:00-10:30 a.m. Horticultural Entries Accepted  
9:00 a.m. Registration Desk Open  
10:00-4:00 p.m. Vendors  
10:20-1:00 p.m. Judging of Design Entries  
11:00-1:00 p.m. Judging of Horticultural Entries  
1:00-5:00 p.m. Rose Show Open  
1:30-2:30 p.m. Program #1 - Photographing Roses - Milton McClain - *Main Ballroom*  
2:00-2:45 p.m. Program #2 - Chemicals for Roses - Roger Bryan - *Barnhart Room*  
2:45-3:45 p.m. Program #3 - Photographing Roses - Milton McClain - *Main Ballroom*  
3:00-3:45 p.m. Program #4 - Fertilizers for Roses - Clayton Beaty - *Barnhart Room*  
4:00-4:45 p.m. Tenarky District Business Meeting - Kent Campbell - *Barnhart Room*  
7:00 p.m. Bar-B-Q and Awards Presentation - Kent Campbell - *Main Ballroom*

*We are planning a relaxing evening with live entertainment, a guest speaker, awards presentations and some great barbecue. Ellen Simak, Chief Curator of the Hunter Museum of American Art, will speak on "Roses in American Art." One of Chattanooga's finest barbecue establishments will serve barbecue pork, ribs and chicken. Side dishes include barbecue beans, cole slaw, potato salad, bread, dessert, iced tea and lemonade.*

9:00 p.m. Dismantling Rose Show

**Sunday, September 30** 9:30-12:00 noon Tour of Private Rose Gardens

## ACCOMMODATIONS

### **Holiday Inn Express**

**1441 N. Smith Road Chattanooga, TN**

Directions: Going north on I-75, take Exit 1-B. Hotel is past 2nd light on right.

Going south on I-75, take Exit 1. Right off exit and Hotel is past 2nd light on right.

Going east on I-24, take I-75 south to Exit 1. Right off exit and Hotel is past 2nd light on right.

**Reservations must be made directly with the hotel at (423) 308-0111.** Be sure and mention Tri-State Rose Society

Hotel reservations should be made as soon as possible, as the hotel is holding rooms through **August 28, 2007**

Room rates are \$79.95 plus applicable sales tax

**Please Note:** The hotel is approximately 10 minutes (6 miles) from The Colonnade Events Center

Other accommodations are also available from: Hometown Inn

22 Gateway Business Park Dr. Ringgold, GA 30736 (706) 937-7070

The Hometown Inn is located at exit 350 of I-75, approximately 1 mile from The Colonnade Events Center. Rooms are \$59.95 plus applicable sales tax.

# TENARKY DISTRICT ROSE SHOW AND CONVENTION

hosted by the Tri-State Rose Society of Chattanooga

The Colonnade Events Center - Ringgold, GA

September 28-30, 2007

## REGISTRATION FORM

Please make checks payable to the **Tri-State Rose Society of Chattanooga.**

Mail registration to: Dan Brickman

5752 Sarah Drive

Ooltewah, TN 37363

Phone (423) 344-1545 email: dan.brickman@att.net

*Please Print*

Name(s): \_\_\_\_\_

Address: \_\_\_\_\_

City: State: Zip: \_\_\_\_\_

Phone: ( ) -

email:

Society:

Do you plan to exhibit? yes no

Registration: Individual @ \$35.00 = \_\_\_\_\_

Couple @ \$50.00 = \_\_\_\_\_

Late Fee - postmarked after Sept. 15, 2007 @ \$10.00 = \_\_\_\_\_

Saturday Night Barbecue @ \$15.00 = \_\_\_\_\_

Total Enclosed \_\_\_\_\_

**General Convention Chairpersons: Jeff & Cindy Garrett (email: rirjeff@aol.com)**



## **KATnips**

c/o Robert Sutherland  
3741 Dicksonia Drive  
Lexington, KY 40517-1906

## ***KATnips***

Visit Tenarky's website at  
[www.tenarky.org](http://www.tenarky.org)

Contact the editor:  
[robertje@insightbb.com](mailto:robertje@insightbb.com)

Visit the ARS website

[www.ars.org](http://www.ars.org)

For special pre-publication pricing on

*Modern Roses 12*

and

2008 Rose Calendars

KATnips is the quarterly newsletter of the Tenarky District of the American Rose Society. Tenarky encompasses members of the American Rose Society residing in the states of Tennessee, Eastern Arkansas, and Kentucky. The newsletter is provided free in electronic format or by subscription for printed mailed copies. Photos and articles, along with positive and negative feedback may be directed to the editor at the above address or by email at [robertje@insightbb.com](mailto:robertje@insightbb.com).

The opinions expressed here are those of the author(s) and/or editor and do not necessarily represent those of the American Rose Society or the officers of the Tenarky District. While the advice and information in this newsletter is believed to be true and accurate at the time of publication (except the obviously farcical material on page 2), neither the authors or editor can accept any legal responsibility for any errors or omissions that may have been made. The Tenarky District makes no warranty, expressed or implied, with respect to the material contained within. References to products, programs, suppliers, or services in this publication do not necessarily constitute an endorsement by the society, nor does a lack of mention of a product or service imply that it could not yield satisfactory results.

---