

KATnips



Publication of the Tenarky District

Spring 2018

Volume 24 Issue 2

Contents

Winter Workshopp. 1
 Director's Message & News .p. 2
 CR Cornerp. 3
 TWW photos.....p. 4-5
 How I Grow Roses.....p. 6-7
 TSS Photo Winnersp. 8
 Local Society Newsp. 8-9
 Announcementsp. 10-12



2018

**Tenarky District
Fall Convention and
Rose Show
October 12-14, 2018**

**Hosted by the
Memphis & Dixie
Rose Society**

If you want even more
great information about
roses, join the [ARS!](http://www.ars.org)

Tenarky District
of the
American Rose Society
www.tenarky.org

2018 Tenarky Winter Workshop A weekend of rose education with friends!

Decent weather, excellent speakers, lots of roses, and great rose friends made the Tenarky Winter Workshop (TWW) another huge success. We had an enjoyable weekend for the over 75 people who attended. The Bowling Green Rose Society hosted the event and we have received many compliments and notes of appreciation for another great event.

Ann Jacobs and Janet Miller, LRS, welcomed rosarians at the registration table on Friday afternoon. *(photo at right)*.

2018 Tenarky Rose Fashionistas were selected by the group following the rosy fashion show on the red carpet. Osei Thomas from the Bowling Green Rose Society was voted the Gentleman Rose Fashionista and Jill Chappell from the Huntsville-Twickenham Rose Society was selected as the Lady Rose Fashionista *(photos below)*.

Larry Baird *(photo right)* did a great job auctioning four "Top Gun" roses, a highly disease resistant rose which also survived rose rosette in the Weeks' test garden at Whitehouse, Tennessee. Unfortunately, we learned that it has been susceptible to RRV in other gardens.



Saturday rose education seminars were very informative. From ARS VP candidates, we learned about their visions for the future. Laura Seabaugh, ARS Executive Director, shared 2018 successes at the banquet Saturday evening.

(more photos p. 4 & 5)



Tenarky District Director's Message *by Mary Ann Hext*

Our district winter workshop was a fun and educational weekend and even the weather cooperated. Friday evening we had another rosy fashion show (*photos p. 5*) and selected our 2018 Tenarky Fashionistas (*photos p. 1*). Our annual "Name that Rose" game was won by Sharon Wuorenmaa from the Louisville Rose Society.

ARS VP candidate, Chris VanCleave, with his wife, Tina, shared his vision for the future of ARS and for changes he would like to lead along with his experience and qualifications for this office. The annual rose photo show had many beautiful entries. Congratulations to Joanna Deck who swept the court (*photos p. 8*)! We had excellent speakers at our Saturday rose education seminars with a variety of topics (*photos p. 4*). With a wide selection of roses available, our annual fundraiser was a success. Only a few were left on Sunday afternoon, and these have been potted and these


will be sold soon. Our bi-annual business meeting followed the seminars Saturday afternoon. We approved to again make our annual donation to the ARS. Our next district director will be Richard Anthony, president of the Tipton County Rose Friends. He will be installed at the ARS Fall Convention in San Diego in October.

Saturday evening, we heard from ARS VP candidate, Diane Sommers, who shared her experience as a member of the ARS and local rose societies for over 30 years, her experience as a district and region director and other qualifications, along with her plans if elected. After the banquet on Saturday night, we posthumously recognized Donna Tarrant, past Tenarky District Director, ARS Consulting Rosarian, Horticulture and Arrangement Judge, as an Outstanding Tenarky Arrangement Judge. The ARS certificate will be given to Donna's family.

Due to a senior moment at the business meeting, following the winter workshop, I contacted our Tenarky board members and local society presidents asking them for permission to send a contribution in August (up to \$100 each depending on our financial status after all workshop expenses) to the ARS as a memorial contribution for the three district directors we have lost in the past two years: Sam Jones, Ted Mills and Donna Tarrant. This was approved along with a request to also make a honorarium contribution for a speaker who did not charge travel expenses to our winter workshop. If you have any questions or comments about this, please contact me. As our rose fundraiser was successful, we should have adequate income to cover these contributions after our workshop and other annual expenses are paid.

On Sunday, our annual ARS Consulting Rosarian School, organized by Kathy Brennan, was held for those needing audit credit, for those wanting even more rose education, and for those wishing to become CRs. Congratulations to our three new Tenarky CRs from the Nashville Rose Society: Pam Brown, Lori Emery, and Bob Bowen!!!

Our 2018 Tenarky Fall Convention and Rose Show will be October 12-14, 2018, hosted by the Memphis and Dixie Rose Society.



IN MEMORY OF DONNA TARRANT **February 6, 1952—January 24, 2018**

- ▶ Member Louisville Rose Society
- ▶ ARS Lifetime Member
- ▶ Tenarky District Director 1997-2000
- ▶ ARS Horticulture & Arrangement Judge
- ▶ ARS Arrangement Judge
- ▶ ARS Consulting Rosarian
- ▶ ARS Bronze & Silver Honor Medal Recipient
- ▶ Long-time exhibitor
- ▶ National Garden Club Judge
- ▶ Author of *Living While Dying with Irrational Joy*



Consulting Rosarian Corner *by Kathy Brennan, District CR Chair, TRS*


Spring Pruning

Once you have put on your hat and gloves and you're standing facing your rose bush, clippers in hand and knees knocking for fear of that first cut, remember the reasons why rosarians prune:

- ▶ To remove all dead, damaged or diseased canes (the 3 D's) plus any crossing canes.
- ▶ To open up the center for air circulation and light.
- ▶ To encourage growth at desired places on the cane to stimulate flowering.
- ▶ To prune for overall shape.

Most of all remember, we perform the above acts to keep our roses healthy and controlled in size. Weak pruning produces weak canes. Heavy pruning produces big, strong canes.

With practice, using proper tools, good timing and knowledge of your roses you will become a master at perfecting this skill and your knees will stop knocking.



CONGRATULATIONS!!

New Tenarky Consulting Rosarians

Three members of the Nashville Rose Society became Consulting Rosarians at the Tenarky Winter Workshop in February

- Pam Brown**
- Lori Emery**
- Bob Bowen**

CR Tip:

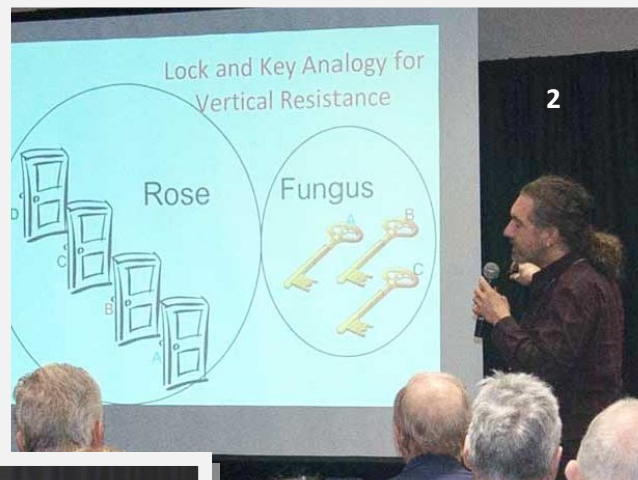
To protect your hands from prickles when pruning or deadheading, hold the stem with a clothes pin while you clip the cane farther down the stem.

CR Status:

Please check your CR status on Tenarky.org to see when you need to audit CR school. The list has been updated to add our new consulting rosarians and for those CR's who audited. Please contact Kathy Brennan if your status is not correct.



Tenarky Winter Workshop Photos



Tenarky Winter Workshop Rose Education Speakers

1. Dr. Don Myers "Getting Started in Roses"
2. Dr. David Zlesak "Blackspot & Rose Diseases", "American Rose Trials for Sustainability"
3. Gaye Hammond "Gardening in the Hell Spot" & "Color in the Landscape"
4. Laura Seabaugh, ARS Update
5. Chris VanCleave, ARS VP Candidate
6. Dr. Mark Windham "Rose Rosette Update"
7. Diane Sommers, ARS VP Candidate



Tenarky Winter Workshop Photos



Tenarky Winter Workshop—Rose Fashionistas!

(photos left to right)



- Nancy Jones, NRS
- Cindy Worch, NRS
- Mary Frances Carlson, TRS
- Dan Wernigk, BGRS
- Bob Jacobs, BGRS
- Ann Jacobs, BGRS
- Laura Seabaugh, ARS Exec. Dir.
- Brenna Bosch, TCRF



How I Grow Roses—Part II by Joanna Deck, Memphis & Dixie Rose Society

Editor's Note: Following the Tenarky Fall Rose Show where Joanna won many awards for her gorgeous roses, several of us asked her questions about her methods for growing so many beautiful entries. She graciously explained what she does to us. I asked her if she would write an article for our newsletter so her knowledge could be shared with rosarians across the district and she did! Part I appeared in our winter newsletter. Part III will be in our next newsletter. Thank you, Joanna, for sharing with us.

Getting Roses Ready for a Show

Cutting back

Most large roses have a 42 to 46 day rebloom cycle. A few of the heavy-petalled ones take longer. The minis and minifloras take 35 to 40 days. The times have to be determined by several years of observation for a given variety. It also depends on climate since roses in a cooler area will take longer. If a rose show is in late October, the rebloom time will be longer than for one in late September. Because of all that, I am not including a list of rebloom times by variety unless someone requests it, and then it will have to be tweaked for that person's area.

I count back the number of days for rebloom from the Wednesday before a show. I cut a few canes every day for 3 to 4 days. I keep a list of which roses are done on which day so I can look at it after the show and change the number of days for re-bloom if necessary. I usually have three bloom cycles before I have to cut back. I like to cut back as far as the first bloom cycle. For roses that do not get very tall, I may go only into the second re-bloom growth. Tall ones like 'Hot Princess' and 'Marilyn Wellan' need to be cut back a lot or the blooms will be so high that you will not be able to cover them or look at them.

Fertilizing

Cutting back encourages growth, so the roses will need to be fertilized a lot. I feed them the same things that I do in the summer months, but I do it once a week up until three weeks before the shows start. That gives them time to utilize all the fertilizer and it gives me time to start disbudding and covering blooms. I do not feed any slow release fertilizer or meals during this time.

Spraying

I continue spraying every two weeks for blackspot. When buds are the size of peas, I begin misting over the buds every three days for thrips with Conserve at the rate of 1/3 t/gal. In the fall of 2017, I used a one-gallon pump-up sprayer instead of the Spotshot. It worked really well since I can mist all the buds with one gallon and I didn't have to wheel the big sprayer around. I sprayed Demand a couple of times when the cucumber beetles arrived.

For the last two years, I have had an infestation of aphids when the new growth starts that has lasted on into October. They were actually located as much on the underneath sides of the leaves as they were on the new growth. They arrived after I had covered the blooms so I couldn't spray them off with water and I was reluctant to spray insecticide up under the leaves for fear of spotting the blooms. So I just cleaned the foliage really well as I picked blooms for the shows.

After the shows were over, I tried spraying water under the leaves to no avail. Arkansas aphids stick tight! Then I tried Suffoil-X to try to smother them since it had gotten cool enough to use a product with oil. That may have gotten some of them but not all. I sprayed with Demand and that did not work very well. I think I'll save it for the beetles. I finally resorted to Merit, which did finally kill them. At least they will not be able to overwinter until next spring.

Covering blooms

Nobody wants to hear it, but if you do not cover your blooms you probably will never win a Queen, especially with a light colored variety. In our humid climate with dew forming every night, roses spot. They either get little pink dots, brownish spots, or just look old.

(continued on page 7)



How I Grow Roses by Joanna Deck (continued from p. 4)

The best covers I have used for large roses and very tall minifloras are made from clear one-gallon plastic juice containers. See *Figure 2a*. The bottom is cut off and a conduit clamp is attached to the side. See *Figure 3*. Then it can be attached to and moved up and down a 10 foot piece of 1/2 inch conduit. Notice that there is a piece of Reemay attached to the bottom part of the cover that is gathered up under the bloom. See *Figure 2b*. I have done this in the past in an effort to keep insects from flying up under the cover. I have discovered that, for the most part, they are not smart enough to do that. So in 2017, I turned the Reemay up. See *Figure 4*. The covers take much less time to move up and down that way. I have seen pictures of covers that use the bottom part that is cut off as a cover over the top so they can take the lid off the bottle. That looked too complicated for me. The thinking is that the bloom will get too hot if it does not have ventilation at the top. I have not found that to be the case. However, if the bloom is wet or damp before the cover goes on, it can get steamed and be ruined. I put the covers on shortly after the blooms begin to show color. You will have to experiment and see what works best in your particular climate.

For minis and most minifloras, I use 12 oz. plastic soda bottles with the bottoms cut out. See *Figure 5*. I make two horizontal cuts on the side of the bottle so it will slide up and down plastic garden stakes I buy from Lowe's. I have several lengths of stakes for different heights of minis 3, 5, and 6 ft. The eight feet tall, 1/2 inch diameter stakes work for taller minifloras. I use 2-liter soft drink bottles with the bottoms cut out and slits cut in the sides for those. See *Figure 6*. The 2-liter bottles also work for mini sprays. Varieties like 'Bees Knees,' 'Crescendo,' 'Gemini,' and 'My Mary Ann' need direct sun to develop the color at the edges and so the covers have to be pushed up every morning after the dew has dried a little and recovered in the evening. White, opaque 1-gallon bottles can be used for red or white roses that don't need sun exposure. See *Fig. 7*. *Editor's Note: Part III will be in our next issue of Katnips. It will contain information about "Picking, grooming, and preserving blooms." We appreciate Joanna writing this article for us.*



Figure 2a




Figure 3



Figure 2b




Figure 4



Figure 5



Figure 6



Figure 7



Tenarky Local Society News—Thanks to those who sent news!

Nashville Rose Society by Marty Reich, Master Rosarian

NRS had its usual fun Christmas party in December and our officers for 2018 were elected. Ron Daniels agreed to lead us again. Our website continues to be upgraded by Diane Coleman.

Several of our members attended the Winter Workshop and three of them, Bob Bowen, Pam Brown, and Lori Emery are now new CR's. Thanks to leftover roses from the Workshop, members are happily buying roses. Rose growing supplies are available from our Vendor Night program and we have a Fortuniana root-stock rose sale going on as well.

We have had two pruning workshops with good attendance and one more to go at the Cheekwood Study Garden on March 31 (*photos at right*).

The dozen new members who joined at the Nashville Lawn and Garden Show are eager to learn how to care for the free roses they got for joining. We look forward to a great spring.



Tri-State Rose Society of Chattanooga by Jeff Garrett, Editor

The Tri-State Rose Society of Chattanooga closed out 2017 with our annual banquet at the Chef and His Wife restaurant. Instead of a guest speaker we decided to have a fun event. The banquet was well attended and everyone had a great time. We have a great new meeting location and 2018 is off to a good start. We are looking forward to a great year of roses. We have some great programs scheduled.

Those are not hats everyone is wearing. They are actually paper plates. Folks are drawing Christmas trees with ornaments and such while the plate sits on top of their head. And the proud winner is Jerry Dempsey! (*photos right*)





Tenarky Local Society News—Thanks to those who sent news!

Holston Rose Society by Sallie Blazer, Editor

The Holston Christmas party was held December 2. Ellen Larson was named Woman of the Year and Brian Townsend was named Man of the Year. Officers for 2018 were installed by Noah Wilson (*photo below*). The speaker was Tenarky District Director, Mary Hext, and her topic was “Christmas Roses, Legends and Traditions.”



Tennessee Rose Society by Steve Franklin, President

Tennessee Rose Society does not meet in January so our first get together of 2018 was in February. We always have great refreshments coordinated by Martha McCluen, so everyone leaves full of food and information about roses. We have a quick “what to be doing in the garden now” usually presented by our local rose garden maintainer, Mike Thompson. He is recovering from knee surgery so we hope he is back to 100% in time for rose season!

We publish an annual yearbook with members’ information and our meeting schedule. Mary Frances Carlson has handled this big task wonderfully again. For many years we have featured a cover photo of ‘Sweet Harriette’ hybridized by our own Dick Weidner. Since they have moved out west, we had a photo competition, and this year Kay Rodgers’ photo of ‘Bold and Beautiful’ graces our cover.

Several of our members attended the Winter Workshop which was terrific as usual due to Mary Hext’s attention to detail. Kay Rodgers and Kathy Brennan were winners in the photography contest. The speakers were outstanding again this year and everyone had a great time learning and seeing old friends.

At our February meeting, Ann Crawford, TRS member and representative of the Knox Farmers Co-Op, gave a presentation “Chemical Concerns: Organic, Natural, and Biologic Products for Roses.” The Co-Op is a valuable resource for good pricing and supply of products here in Knoxville. Many members are interested in using less chemicals in their garden and Ann was a wealth of knowledge and expertise.



In March we were very fortunate to have Peggy Martin from New Orleans come to speak (*above photo*). She is a member of The New Orleans Old Garden Rose Society. She told the story of the remarkable unnamed rose in her garden which withstood weeks of Hurricane Katrina flooding as the only surviving plant in her garden. It is now propagated as the Peggy Martin Rose. It is a fascinating story that you should read about online. Two of Peggy’s friends live nearby and were able to come to the meeting to see her.

As usual, we were fortunate to have Beaty fertilizer provide their products at a discount to our rose society. So not only did we save money individually, but our society netted over \$400. Thank you Clayton Beaty!

We added one new member at our March meeting, Patricia Jobe, who was given a potted ‘Miracle on the Hudson’ and bag of Mill Magic Mix. We give a new potted rose from the Winter Workshop to visitors at our meetings and hope to continue to grow our rose society.

Bowling Green Rose Society by Mary Ann Hext, Editor


In December, BGRS held its annual Christmas luncheon. Ann Jacobs was hostess and we sang Christmas carols accompanied by Kathy Dodson on keyboard (*photo at right*). February was busy preparing for the Tenarky Winter Workshop. Several members soaked and wrapped the donated roses for the fundraiser. The program at our February meeting was on how to plant a bare root rose. At the March meeting, Bob Jacobs taught us how to properly sharpen our pruners (*photo far right*), and Mary Ann presented a program about new roses for 2018.





2018 TENARKY WINTER WORKSHOP ROSE PHOTO WINNERS

Class 1	One Exhibition Bloom HT/GF	Joanna Deck	M&D	Gemini
Class 2	One Exhibition Bloom M/MF	Joanna Deck	M&D	Hello, Gorgeous!
Class 3	One Exhibition Other	Bob Jacobs	BGRS	Othello
Class 4	One Open Bloom	Kathy Brennan	TRS	Memorial Day
Class 5	One Spray	Joanna Deck	M&D	Dainty Bess
Class 6	Rose Arrangement	Paula Williams	LRS	Arranged by Paula Williams
Class 7	Rose Garden	Kay Rodgers	TRS	Cove Point Garden
Class 8	Macro Photography	Kay Rodgers	TRS	Cinco do Mayo
Class 9	Creative Interpretation	Joanna Deck	M&D	Crystal Palace



Queen




King



Queen—Class 2
 King—Class 5
 Princess—Class 9

Certificates presented to
 Joanna and Magnum by
 Diane Sommers,
 Photography Judge



Princess

**The ARS National
 Miniature Conference
 and Rose Show**
 &
**Deep South District
 Convention and Rose Show**
 May 4 - 6, 2018
A Run for the Roses
 Jacksonville, Florida



Make plans to attend the ARS National Miniature Conference held in conjunction with the Deep South District Convention and Rose Show May 4-6 in Jacksonville, Florida.

Click [here](#) or on the image at the left for the link to information, registration form, schedule of events, rose show horticulture and arrangement schedules and photography schedule.



**Tenarky District
On Facebook
Like us!**



2018 TENARKY WINTER WORKSHOP

Thanks to everyone who attended and all those who helped to make our winter workshop a fun and educational weekend!



Rosemania, many rosarians “go to” mail order supplier for chemicals, is also making changes but not going out of business. The owners of Rosemania, Robbie and Marsha Tucker, are moving from Tennessee to Houston to be closer to family. From there, they will continue and expand the mail order business but will discontinue the sale of live roses. Visit Rosemania for rose care information plus chemicals used to combat rose garden problems.

Free shipping on orders over \$25.

**Join the ARS for just \$10
4-Month Trial Membership**



The American Rose Society is offering a four-month trial membership for only \$10 to anyone who is interested in becoming a member of our organization. Most ARS members are home gardeners who enjoy growing roses and want to expand their knowledge of rose culture.

Four-Month Trial Members receive:

- Free advice from Consulting Rosarians
- Free or reduced garden admissions, a \$25 value after just three uses
- Four issues of the online newsletter *Roses & You*
- Free online access to five quarterly bulletins, a \$45 value
- Two issues of *American Rose* magazine, a \$16 value. View a free issue online at www.ars.org
- Discounts of up to 30% at merchant partners

A 4-month trial membership is valued at \$86 for only \$10!

Join Now!

You may [complete the online form](#) or call us at 1-800-637-6534.

2018 Tenarky Area & National Rose Shows

- ▶ **ARS Spring M/MF National Convention & Rose Show in Jacksonville, FL: May 4-6**
- ▶ **ARS Fall National Convention & Rose Show in San Diego, CA: October 25-29**
- ▶ **Bowling Green RS Rose Show: May 19**
- ▶ **Nashville RS Rose Show—September 22**
- ▶ **Louisville RS Rose Show: September 29**
- ▶ **Tenarky Fall Convention & RS hosted by the M&D RS: October 12-14**

**Tenarky Member Websites
for Roses & Supplies**

- [For Love of Roses](#)—Miniature & Miniflora roses
- [Rosemania](#)—Chemicals, safety equipment, garden tools, fertilizers, and plants
- [Beaty Fertilizer](#)—Fertilizer, mulch, and much more
- [OliveArt](#)—Containers for floral designs



2015-2018 District Officers

District Director

Mary Ann Hext
Rockfield, KY
270.781.8171
mhext@outlook.com

2018-2021 District Director

Richard Anthony
Brighton, TN
330.330.8510
rja4cpa@aol.com

Secretary

Cindy Worch
Manchester, TN
615.584.1377
cindykwoch@gmail.com

Treasurer

Paula Williams
Ekron, KY
270.863.1778
model55@bbtel.com

District Committee Appointments

Consulting Rosarians Chair

Kathy Brennan
Knoxville, TN 37934
brenrose@tds.net

Arrangement Judges Chair

Barb Taube & Glenn Fuqua
Millington & Memphis, TN
Barb: 901.493.3200
barbara.olive@yahoo.com
Glenn: 901.497.6313
glennfuqua@att.net

Horticulture Judges & Photography Chair

Linda Jansing
Louisville, KY
502.905.8372
roseslbj@twc.com

Photo Credits

Photos p. 1 Linda Jansing & Bob Jacobs
Photos p. 2 Courtesy of Chattanooga Funeral Home & Bob Jacobs
Photo p. 3 Courtesy of Kathy Brennan
Photos 4-5 Linda Jansing & Bob Jacobs
Photos p. 6-7 & 10 Joanna Deck
Photos p. 8-9 Courtesy of Local Societies
Photo corners Kathy Brennan
Corner Rose - 'Memorial Day' Best Open Bloom at TW photo show won by Kathy Brennan

Roses in Review Chair

Jeff Garrett
Soddy Daisy, TN 37370
423.332.6769
rirjeff@aol.com

Nominations/Awards Chair

Bob & Ann Jacobs
Bowling Green, KY
270.781.2592
r.jacobsa@twc.com

Membership Chair

Richard Anthony
Brighton, TN
330.330.8510
rja4cpa@aol.com

Old Garden Roses Chair

Gene Meyer
Brentwood, TN
eugenejmeyer@yahoo.com

KATnips

Tenarky Newsletter Editors,
Presidents and Members
edited by M. Hext

Website

Mary Ann Hext
Rockfield, KY
270.781-8171
mhext@outlook.com

2017 Tenarky District

Local Society Presidents

Bowling Green Rose Society
Bob Jacobs, President
270.781.2592
r.jacobsa@twc.com

Cookeville Area Rose Society
Rosemary Ponte, President
931.528.3492
roseal@frontiernet.net

Holston Rose Society
Robbie Griggs, President
865.689.6679
rgriggs937@gmail.com

Louisville Rose Society
Richard Hartke, President
502.426.6609
richardhlrs@aol.com

Memphis and Dixie Rose Society
Brenna Bosch, President
609.284.2604
brennabosch@gmail.com

Nashville Rose Society
Ron Daniels, President
615.824-8696
rosetherapy23@gmail.com

Tennessee Rose Society
Steve Franklin, President
865.692-1168 or 865.414.7501 (c)
hsfranklin@comcast.net

Tipton County Rose Friends
Richard Anthony, President
330.360.8510
rja4cpa@aol.com

Tri-State Rose Society of Chattanooga
Cheryl Hand, President
856.755.0266
no1hand@msn.com

KATnips is the quarterly newsletter of the TENARKY District of the American Rose Society. TENARKY encompasses members of the American Rose Society residing in the states of Tennessee, Eastern Arkansas and Kentucky. The newsletter is provided free in electronic format. The opinions expressed here are those of the author(s) and/or editor and do not necessarily represent those of the American Rose Society or the officers of the TENARKY District.

While the advice and information in this newsletter is believed to be true and accurate at the time of publication, neither the authors nor editor can accept any legal responsibility for any errors or omissions that may have been made. The TENARKY District makes no warranty, expressed or implied, with respect to the material contained within.